

Age-friendly Communities

October 2019

Dr. Nayyara Tabassum
Evidence Officer

ur aim

r vision is a society where everybody
oys a good later life.

want more people:

in fulfilling work

in good health

living in safe, accessible homes and

connected communities.



Priority Goals

filling Work



Healthy Ageing



Connected Communities



Safe & Accessible Housing



Network of Age-friendly Communities – 36

- Ards and North Down
- Banbury
- Barnsley
- Belfast
- Bolton
- Brighton and Hove
- Bristol
- Cheshire West
- Coventry
- Derry City and Strabane
- East Lindsey
- Greater Manchester
- Glasgow
- Isle of Wight
- Leeds
- Lisburn Castlereagh
- Liverpool
- London

- London Borough of Lewisham
- London Borough of Southwark
- Manchester
- **Melksham**
- Middlesbrough
- Newry, Mourne and Down
- Newcastle upon Tyne
- North Yorkshire
- Nottingham
- Salford
- Sefton
- Sheffield
- Stockport
- Stoke-on-Trent
- Sunderland
- Torbay
- Trafford
- York



Associate members: Scottish Older People’s Assembly and Ageing Well in Wales

Age-Friendly Communities – a holistic approach to ageing better

Age-friendly Communities:

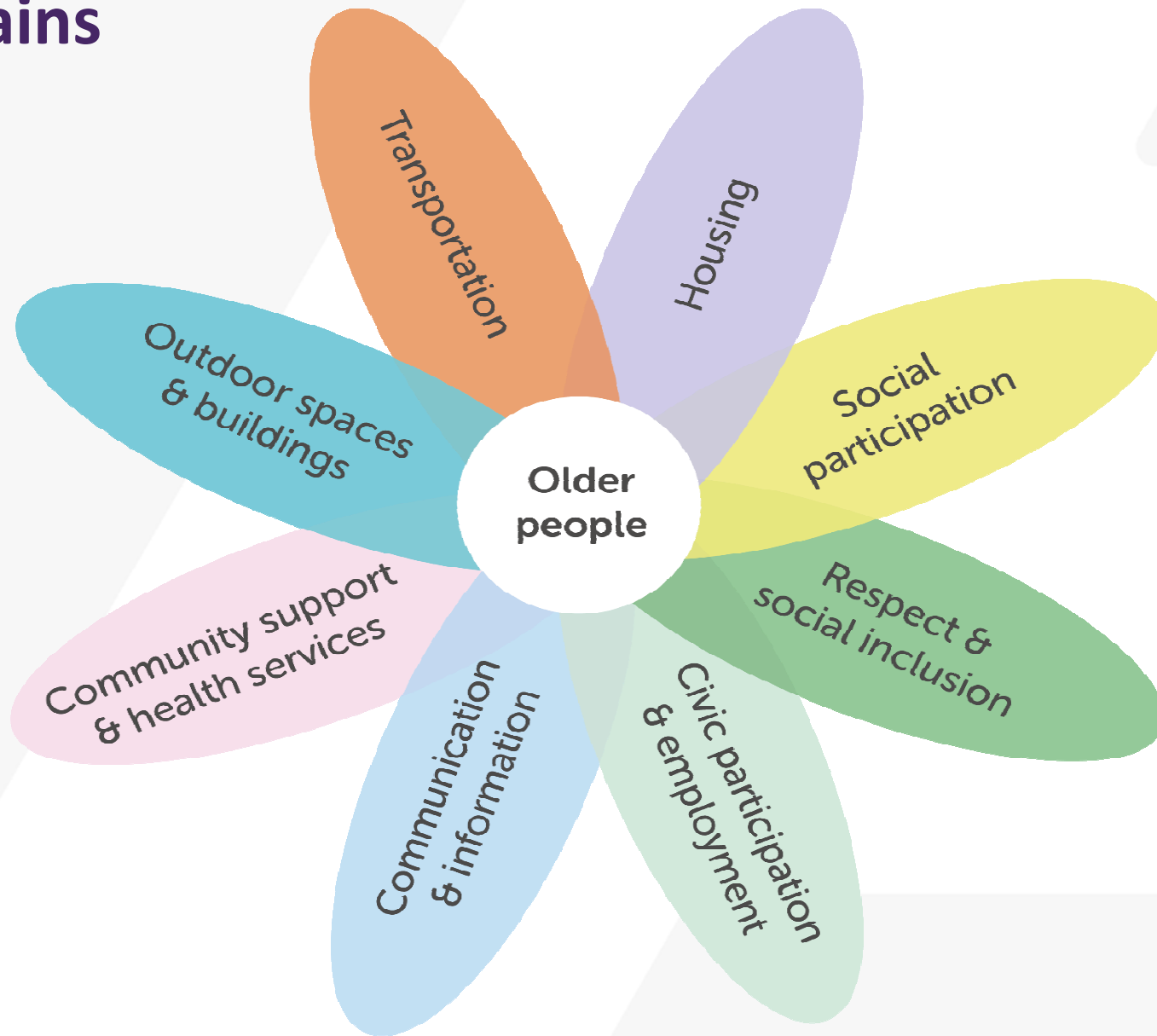
are places that foster healthy and active ageing

enable people to **stay in places of their choosing** as they age and to **continue to play an active role in their communities** for as long as possible

minimise barriers to participation as abilities decline



The World Health Organisation's Age-Friendly Communities: The Eight Domains





The State of Ageing in 2019

Adding life to our years

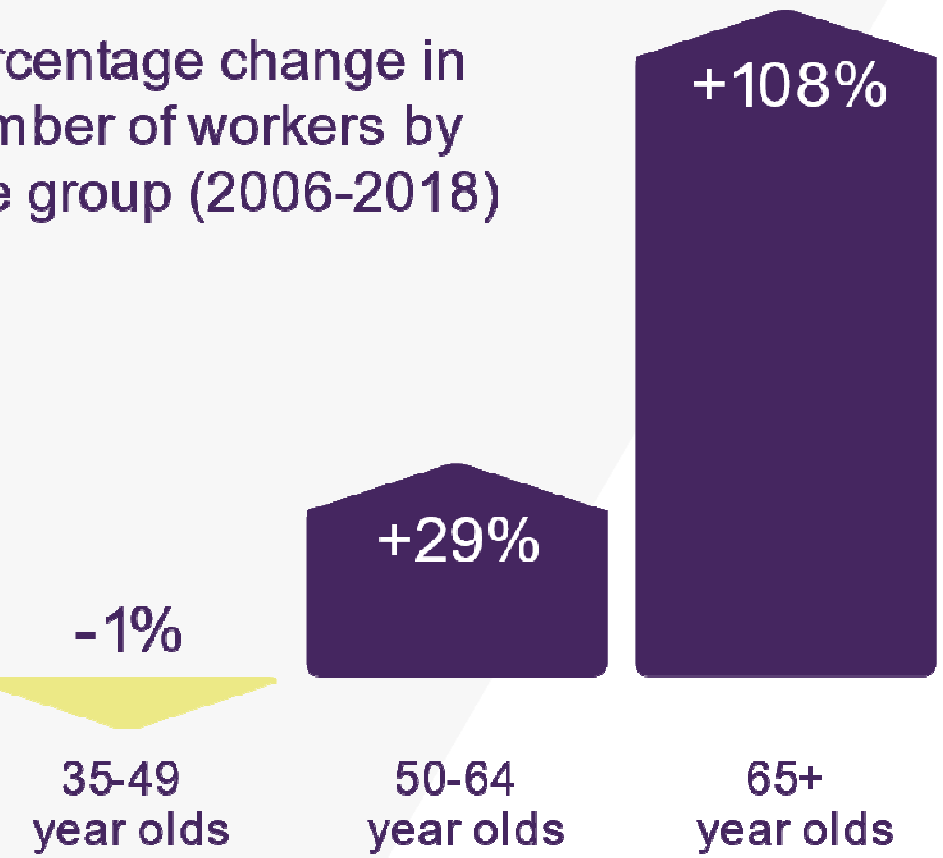


Work and finances

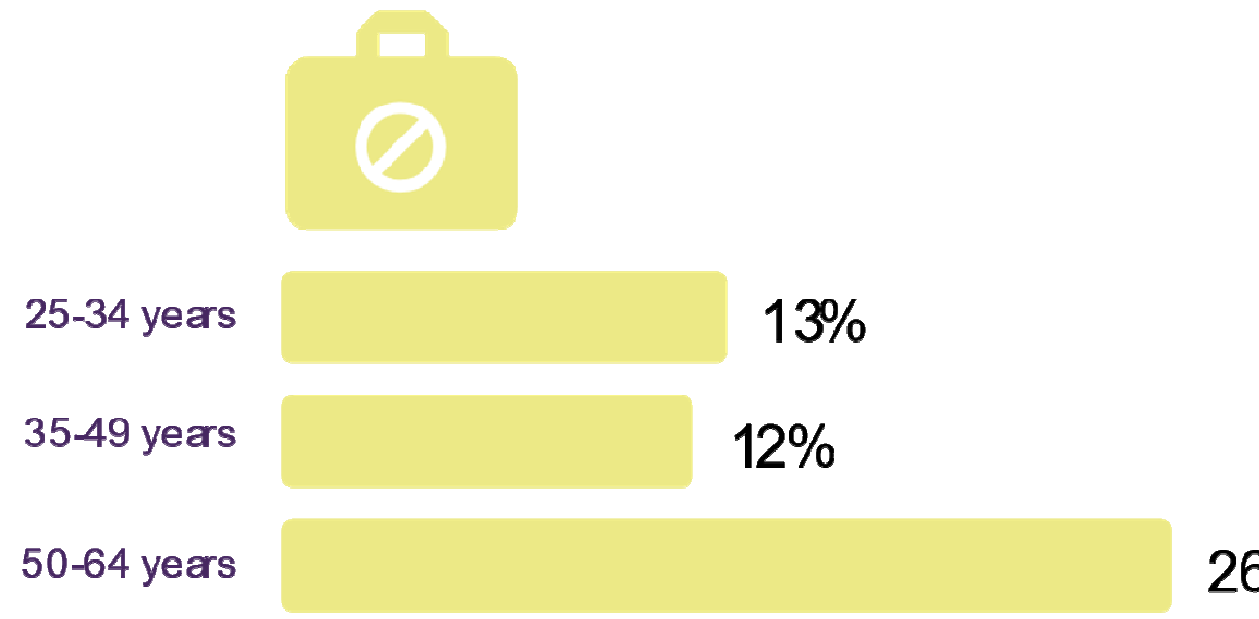


While there has been an increase in the number of older workers in the labour market, one in four aged 50-64 are not in work

Percentage change in number of workers by age group (2006-2018)



Proportion of age group not in work



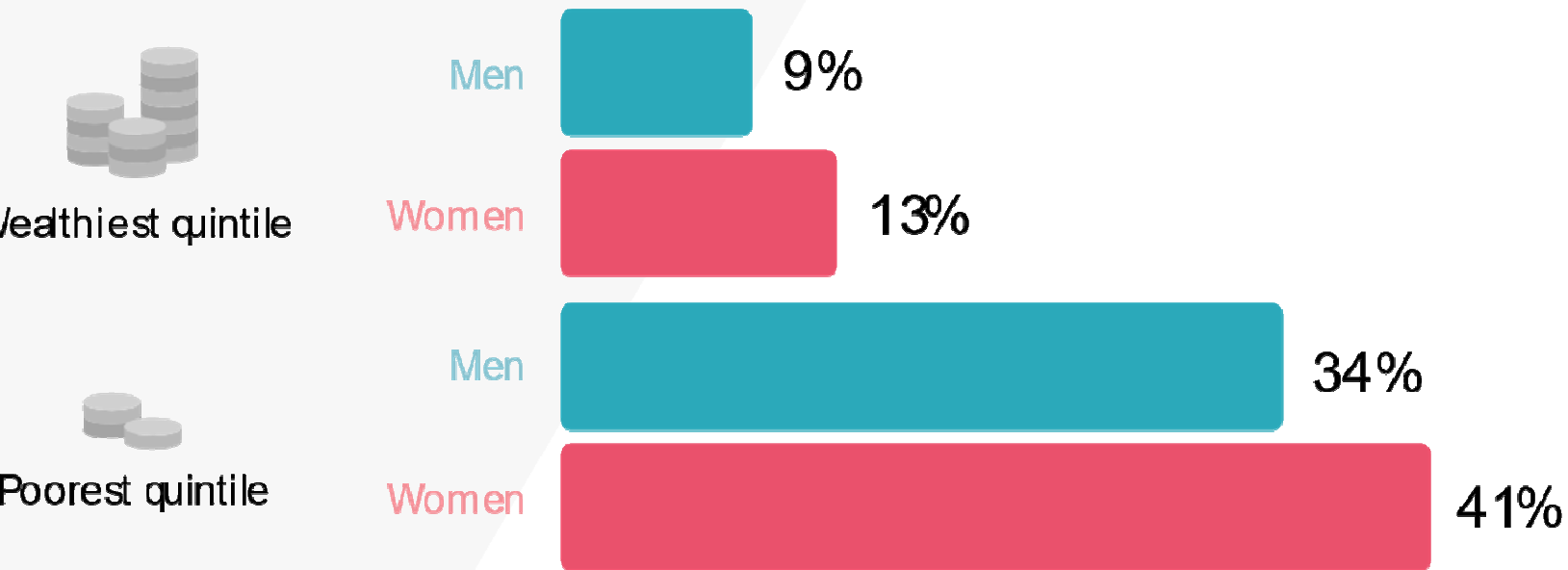
Source: Office of National Statistics, (2018), Labour market economic commentary: September 2018

Source: Office of National Statistics, (2019), A01: Summary of labour market statistics, October-December 2018 based.

Health



Proportion of people aged 50 and over who experience difficulties performing at least one activity of daily living



Source: J. Abell and N. Amin-Smith et. al (2018), The Dynamics of Ageing: Evidence from the English Longitudinal Study of Ageing, Wave 8: 2002-2016.

Housing




93% of our current homes fail accessibility standards

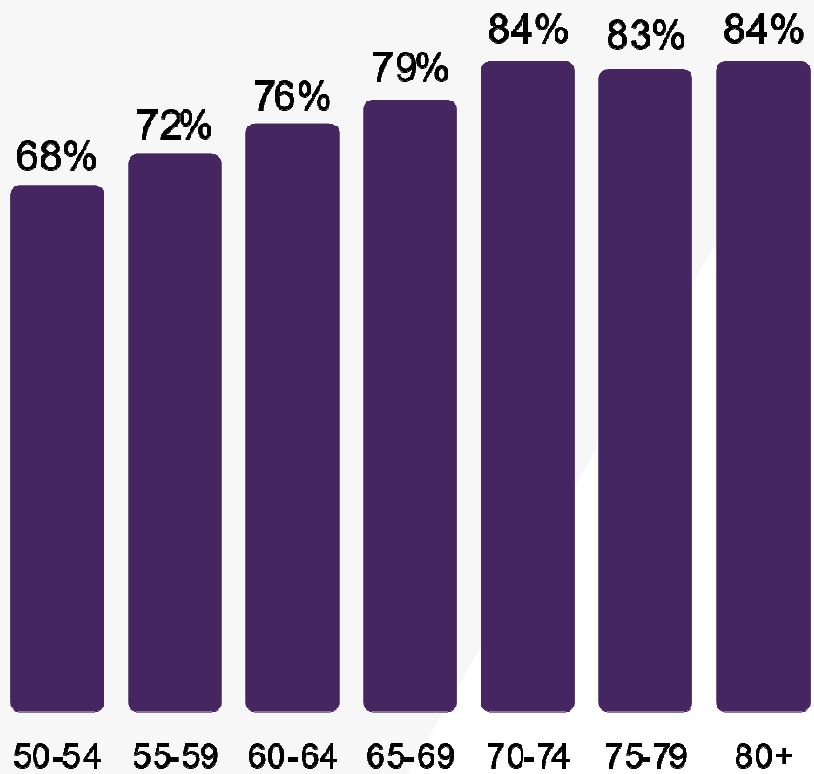


Source: Ministry of Housing, Communities & Local Government, (2016), English Housing Survey 2014 to 2015: adaptations and accessibility of homes report.

Communities



People who feel they belong to their neighbourhood



Source: Centre for Ageing Better Analysis, (2018), Understanding Society: The Household Longitudinal Study, Wave 6, 2014-16.





Key Messages:

- **Community activities** promoting strength and balance inclusive of all ages and abilities
- Age friendly **employment support** approaches for over 50s
- Age friendly **planning and design** of our homes, high streets and town centres



Thank you!

Dr. Nayyara Tabassum
Nayyara.tabassum@ageing-
better.org.uk
@NayyaraTabassum

Centre for Ageing Better
Angel Building, Level 1
407 St John Street, London, EC1V 4AB

020 3829 0111
www.ageing-better.org.uk